





District Health Assessment for Multiple District 411 through March 2025

		Clubs							Membership							Member Strength		Cancellation		Reports			Finance	Leadership			
District Name	Status/ Number of Months in Status *	Active Clubs	Clubs in Status Quo	Total Clubs	% Status Quo Clubs in Financial Suspension	New Clubs	Cancelled Clubs	YTD Net Club Gain/Loss	Current Members In Active Clubs	Current Members In Status Quo Clubs	Current Total Members Count	YTD Add	YTD Drop	YTD NetGrowth (includes Active and Status Quo)	YTD NetGrowth% (includes Active and Status Quo)	Member Count 12 Months Ago	Average Member Count Per Club	% of Clubs with less than 20 members	Average Cancelled Club Age	Members Lost Due to Cancelled Clubs	% of Clubs Reporting Service	% No MMR in 3 Months	% No Officer Report in 12 months	% of Clubs with balance 90+ days	Number of Zone Chairs Recorded	Number of Region Chairs Recorded	District Officers Vacancies **
411 A		64	0	64	0%	8	6	2	1809	0	1809	466	328	138	8.26%	1,723	28	28%	19	174	84%	52%	0%	31%	14	0	
411 B		60	0	60	0%	7	2	5	2281	0	2281	576	255	321	16.38%	2,053	38	23%	10	47	88%	45%	0%	50%	13	4	
411 C	P	20	0	20	0%	0	3	-3	526	0	526	110	95	15	2.94%	596	26	25%	28	29	95%	40%	0%	50%	6	0	
		144	0	144	0%	15	11	4	4616	0	4616	1152	678	474	11.44%	4,372	32	26%	20	250	88%	47%	0%	42%	33	4	




District Health Assessment for Multiple District 412 through March 2025

		Clubs							Membership							Member Strength		Cancellation		Reports			Finance	Leadership			
District Name	Status/ Number of Months in Status *	Active Clubs	Clubs in Status Quo	Total Clubs	% Status Quo Clubs in Financial Suspension	New Clubs	Cancelled Clubs	YTD Net Club Gain/Loss	Current Members In Active Clubs	Current Members In Status Quo Clubs	Current Total Members Count	YTD Add	YTD Drop	YTD NetGrowth (includes Active and Status Quo)	YTD NetGrowth% (includes Active and Status Quo)	Member Count 12 Months Ago	Average Member Count Per Club	% of Clubs with less than 20 members	Average Cancelled Club Age	Members Lost Due to Cancelled Clubs	% of Clubs Reporting Service	% No MMR in 3 Months	% No Officer Report in 12 months	% of Clubs with balance 90+ days	Number of Zone Chairs Recorded	Number of Region Chairs Recorded	District Officers Vacancies **
412 A	T(21)	55	1	56	100%	2	2	0	928	11	939	145	176	-31	-3.20%	999	17	46%	29	39	57%	63%	14%	66%	13	3	
412 B	T(24)	27	0	27	0%	0	0	0	585	0	585	81	44	37	6.75%	513	22	48%	0	0	44%	52%	11%	48%	0	0	
		82	1	83	100%	2	2	0	1513	11	1524	226	220	6	0.40%	1,512	19	47%	29	39	53%	59%	13%	60%	13	3	




District Health Assessment for District 413 through March 2025

<div></div> <div>Status/ District Name</div> <div>Number of Months in Status *</div>		Clubs							Membership							Member Strength		Cancellation		Reports			Finance	Leadership			
		Active Clubs	Clubs in Status Quo	Total Clubs	% Status Quo Clubs in Financial Suspension	New Clubs	Cancelled Clubs	YTD Net Club Gain/ Loss	Current Members In Active Clubs	Current Members In Status Quo Clubs	Current Total Members Count	YTD Add	YTD Drop	YTD NetGrowth (includes Active and Status Quo)	YTD NetGrowth% (includes Active and Status Quo)	Member Count 12 Months Ago	Average Member Count Per Club	% of Clubs with less than 20 members	Average Cancelled Club Age	Members Lost Due to Cancelled Clubs	% of Clubs Reporting Service	% No MMR in 3 Months	% No Officer Report in 12 months	% of Clubs with balance 90+ days	Number of Zone Chairs Recorded	Number of Region Chairs Recorded	District Officers Vacancies **
413		48	0	48	0%	1	1	0	1389	0	1389	198	154	44	3.27%	1,419	29	25%	8	15	65%	65%	2%	71%	12	5	
		48	0	48	0%	1	1	0	1389	0	1389	198	154	44	3.27%	1,419	29	25%	8	15	65%	65%	2%	71%	12	5	



District Health Assessment for Ident 5947 - SOMALIA - UND through March 2025

 Status/ District Name of Months in Status *		Clubs							Membership							Member Strength		Cancellation		Reports			Finance	Leadership			
		Active Clubs	Clubs in Status Quo	Total Clubs	% Status Quo Clubs in Financial Suspension	New Clubs	Cancelled Clubs	YTD Net Club Gain/ Loss	Current Members In Active Clubs	Current Members In Status Quo Clubs	Current Total Members Count	YTD Add	YTD Drop	YTD NetGrowth (includes Active and Status Quo)	YTD NetGrowth% (includes Active and Status Quo)	Member Count 12 Months Ago	Average Member Count Per Club	% of Clubs with less than 20 members	Average Cancelled Club Age	Members Lost Due to Cancelled Clubs	% of Clubs Reporting Service	% No MMR in 3 Months	% No Officer Report in 12 months	% of Clubs with balance 90+ days	Number of Zone Chairs Recorded	Number of Region Chairs Recorded	District Officers Vacancies **
Ident 5947 - SOMALIA		3	0	3	0%	0	0	0	54	0	54	1	0	1	1.89%	53	18	67%	0	0	0%	67%	0%	33%	0	0	
		3	0	3	0%	0	0	0	54	0	54	1	0	1	1.89%	53	18	67%	0	0	0%	67%	0%	33%	0	0	

* - District Status: P - Provisional, T - Transitional.
** - District Officers Vacancies: DG - District Governor, 1st VDG - First Vice District Governor, 2nd VDG - Second Vice District Governor.